

## DAFTAR PUSTAKA

- Alwi, I., 2009. Infark Miokard Akut Dengan Elevasi ST. *Dalam: Sudoyo, A.W., Setiohadi, B., Alwi, I., Simadibrata, M.K., Setiati, S., 2009. Ilmu penyakit dalam: Edisi V.* Departemen Ilmu Penyakit Dalam Fakultas Kedokteran Universitas Indonesia. Jakarta, 1741-1756.
- American Hospital Formulary Service. (2011). AHFS Drug Information. Bathesda: American Society of Health System Pharmacist.
- Abdel Shaheed, C., Ferreira, G. E., Dmitritchenko, A., McLachlan, A. J., Day, R. O., Saragiotto, B., Lin, C., Langendyk, V., Stanaway, F., & Latimer, J. (2021). The efficacy and safety of paracetamol for pain relief: an overview of systematic reviews. *Medical Journal of Australia, 214*(7), 324–331.
- Aditamasari, D. A., Arifian, H., & Ramadhan, A. M. (2018). Analisis Drug Related Problems (DRPs) pada Pasien Acute Coronary Syndrome Di RSUD Abdul Wahab Sjahranie Samarinda. *Proceeding of Mulawarman Pharmaceuticals Conferences, 8*(November), 184–190. <https://doi.org/10.25026/mpc.v8i1.322>
- Adnyana, M. S., & Iswinarno Doso Saputro. (2017). *Original Article Effective Dose of Enoxaparin in Preventing Thrombosis of Femoral Artery Anastomosis in Rats. 2–6.*
- Andrews, C., & Pinner, G. (1998). Postural hypotension induced by paroxetine. *BMJ, 316*(7131), 595. <https://doi.org/10.1136/bmj.316.7131.595>
- Angaran, D. M., Dias, V. C., Arom, K. V, Northrup, W. F., Kersten, T. G., Lindsay, W. G., & Nicoloff, D. M. (1987). The comparative influence of prophylactic antibiotics on the prothrombin response to warfarin in the postoperative prosthetic cardiac valve patient. Cefamandole, cefazolin, vancomycin. *Annals of Surgery, 206*(2), 155.
- Aronow, H. D. (2002). The Myocardial Ischemia Reduction with Acute Cholesterol Lowering trial: MIRACuLous or not, it's time to change current practice. *Current Controlled Trials in Cardiovascular Medicine, 3*, 1–5. <https://doi.org/10.1186/1468-6708-3-3>
- Astuti, L. (2018). *Analisis Interaksi Obat Pada Pasien Sindrom Koroner Akut Di Rumah Sakit X Tahun 2016.* <http://eprints.ums.ac.id/id/eprint/59567>

- Atsmon, J., & Dolev, E. (2005). Drug-Induced Hypomagnesaemia. *Drug Safety*, 28(9), 763–788. <https://doi.org/10.2165/00002018-200528090-00003>
- Bachmann, K. A., Sullivan, T. J., Jauregui, L., Reese, J., Miller, K., & Levine, L. (1994). Drug interactions of H<sub>2</sub>-receptor antagonists. *Scandinavian Journal of Gastroenterology*, 29(sup206), 14–19.
- Bartoli, E., Arras, S., Faedda, R., Soggia, G., Satta, A., & Olmeo, N. A. (1980). Blunting of furosemide diuresis by aspirin in man. *Journal of Clinical Pharmacology*, 20(7), 452–458.
- Berryman, L. Y. (2000). Pharmacotherapy Handbook. 2nd Edition. In *The Annals of Pharmacotherapy* (Vol. 34, Issue 12). <https://doi.org/10.1345/aph.10237>
- Brouwers, J. R. B. J., & de Smet, P. A. G. M. (1994). Pharmacokinetic-Pharmacodynamic Drug Interactions with Nonsteroidal Anti-Inflammatory Drugs. *Clinical Pharmacokinetics*, 27(6), 462–485. <https://doi.org/10.2165/00003088-199427060-00005>
- Carrión, C., Espinosa, E., Herrero, A., & García, B. (1995). Possible Vincristine–isoniazid Interaction. *Annals of Pharmacotherapy*, 29(2), 201. <https://doi.org/10.1177/106002809502900223>
- Cavigelli-Brunner, A., Hug, M. I., Dave, H., Baenziger, O., Buerki, C., Bettex, D., Cannizzaro, V., & Balmer, C. (2018). Prevention of low cardiac output syndrome after pediatric cardiac surgery: a double-blind randomized clinical pilot study comparing dobutamine and milrinone. *Pediatric Critical Care Medicine*, 19(7), 619–625.
- Cerner Multum. (2022). *Chlorpheniramine Uses, Side Effects & Warnings - Drugs.com*. <https://www.drugs.com/mtm/chlorpheniramine.html>
- Chrysos, G., Gargalianos, P., Lelekis, M., Stefanou, J., & Kosmidis, J. (1995). Pharmacokinetic interactions of ceftazidime and frusemide. *Journal of Chemotherapy (Florence, Italy)*, 7 Suppl 4, 107–110. <http://europepmc.org/abstract/MED/8904125>
- Ciapponi, A., Pizarro, R., & Harrison, J. (2005). Trimetazidine for stable angina. *Cochrane Database of Systematic Reviews*, 4.
- Croft, C. L., & Crane, V. S. (1998). Redesign of P&T committee functions and processes: a model. *Formulary*, 33(11), 1105.

- Dachman, A. H. (1995). New contraindication to intravascular iodinated contrast material. *Radiology*, *197*(2), 545.  
<https://doi.org/10.1148/radiology.197.2.7480710>
- DASOPANG, E. S. (2015). *POLIFARMASI DAN INTERAKSI OBAT PADA PASIEN USIA LANJUT RAWAT JALAN DENGAN PENYAKIT METABOLIK DI RUMAH SAKIT UMUM PUSAT HAJI ADAM MALIK MEDAN*.
- de la Torre, B. R., Dreher, J., Malevany, I., Bagli, M., Kolbinger, M., Omran, H., Lüderitz, B., & Rao, M. L. (2001). Serum Levels and Cardiovascular Effects of Tricyclic Antidepressants and Selective Serotonin Reuptake Inhibitors in Depressed Patients. *Therapeutic Drug Monitoring*, *23*(4).  
[https://journals.lww.com/drug-monitoring/Fulltext/2001/08000/Serum\\_Levels\\_and\\_Cardiovascular\\_Effects\\_of.19.aspx](https://journals.lww.com/drug-monitoring/Fulltext/2001/08000/Serum_Levels_and_Cardiovascular_Effects_of.19.aspx)
- Dean, S., Kendall, M. J., Potter, S., Thompson, M. H., & Jackson, D. A. (1985). Nadolol in combination with indapamide and xipamide in resistant hypertensives. *European Journal of Clinical Pharmacology*, *28*(1), 29–33.  
<https://doi.org/10.1007/BF00635704>
- Dereli, S., Bayramoglu, A., & Kaya, A. (2020). Effects of sacubutril/valsartan on nutritional status in heart failure with reduced ejection fraction. *Journal of Cardiovascular Medicine*, *21*(1), 13–20.
- Dewi, N. M. A. (2020). Interaksi Obat Antara Klopidoogrel dan Proton Pump Inhibitor (PPI). *Sasambo Journal of Pharmacy*, *1*, 1–5.  
<https://doi.org/10.29303/sjp.v1i1.12>
- Di Somma, S., Petitto, M., Liguori, V., Carotenuto, A., Paulucci, A., & De Divitiis, O. (1992). Antihypertensive effects of verapamil, captopril and their combination at rest and during dynamic exercise. *Arzneimittel-Forschung*, *42*(2), 103–107.
- Drugs.com. (2019). *Guaiifenesin Uses, Dosage & Side Effects*.  
<https://www.drugs.com/guaiifenesin.html#moreResources>
- Drugs.com. (2022). *Ondansetron Uses, Dosage & Side Effects - Drugs.com*.  
<https://www.drugs.com/ondansetron.html>
- Erwinanto, E., Putranto, J. N. E., Tedjasukmana, P., Suryawan, R., Rifqi, S.,

- Kasiman, S., & others. (2013). Pedoman Tatalaksana Dislipidemia PERKI 2013. *Indonesian Journal of Cardiology*, 34(4), 245–270.
- Favre, L., Glasson, P. H., Riondel, A., & Vallotton, M. B. (1983). Interaction of diuretics and non-steroidal anti-inflammatory drugs in man. *Clinical Science*, 64(4), 407–415.
- Firmansyah, & Sandistira, A. (2020). Jurnal Kesehatan Yamasi Makassar. *Jurnal Kesehatan Yamasi Makasar*, 4(1), 98–110.
- Food and Drug Administration. (2020). *LEVOPHED® (norepinephrine bitartrate) injection, for intravenous use*.  
[https://www.accessdata.fda.gov/drugsatfda\\_docs/label/2020/007513s0381bl.pdf](https://www.accessdata.fda.gov/drugsatfda_docs/label/2020/007513s0381bl.pdf)
- Freedman, J. E., & Hylek, E. M. (2009). Clopidogrel, Genetics, and Drug Responsiveness. *New England Journal of Medicine*, 360(4), 411–413.  
<https://doi.org/10.1056/NEJMe0810513>
- Gaspari, F., Viganò, G., Locatelli, M., & Remuzzi, G. (1988). Influence of Antacid Administrations on Aspirin Absorption in Patients With Chronic Renal Failure on Maintenance Hemodialysis. *American Journal of Kidney Diseases*, 11(4), 338–342. [https://doi.org/https://doi.org/10.1016/S0272-6386\(88\)80140-9](https://doi.org/https://doi.org/10.1016/S0272-6386(88)80140-9)
- Ginting, A. S. (2011). Hubungan Hipertensi Dengan Kejadian Sindrom Koroner Akut Di RSUP H. Adam Malik Medan Tahun 2016. *Universitas Sumatera Utara*, 62.  
<http://repositori.usu.ac.id/bitstream/handle/123456789/4597/140100222.pdf>
- Guazzi, M., Brambilla, R., Rèina, G., Tumminello, G., & Guazzi, M. D. (2003). Aspirin–Angiotensin-Converting Enzyme Inhibitor Coadministration and Mortality in Patients With Heart Failure: A Dose-Related Adverse Effect of Aspirin. *Archives of Internal Medicine*, 163(13), 1574–1579.  
<https://doi.org/10.1001/archinte.163.13.1574>
- Hardy, H., Esch, L. D., & Morse, G. D. (2001). Glucose disorders associated with HIV and its drug therapy. *Annals of Pharmacotherapy*, 35(3), 343–351.
- Heiden, D., Rodvien, R., & Mielke, C. H. (1981). Heparin Bleeding, Platelet Dysfunction, and Aspirin. *JAMA: The Journal of the American Medical Association*, 246(4), 330–331.

<https://doi.org/10.1001/jama.1981.03320040010015>

- Hobl, E.-L., Reiter, B., Schoergenhofer, C., Schwameis, M., Derhaschnig, U., Kubica, J., Stimpfl, T., & Jilma, B. (2016). Morphine decreases ticagrelor concentrations but not its antiplatelet effects: a randomized trial in healthy volunteers. *European Journal of Clinical Investigation*, 46(1), 7–14. <https://doi.org/https://doi.org/10.1111/eci.12550>
- Inarrea, P., Esteva, F., Cornudella, R., & Lanas, A. (2000). Omeprazole does not interfere with the antiplatelet effect of low-dose aspirin in man. *Scandinavian Journal of Gastroenterology*, 35(3), 242–246.
- Irmalita, Juzar, D. A., Andrianto, Setianto, B. Y., Tobing, D. P., Firman, D., & Firdaus., I. (2015). *Pedoman Tatalaksana Sindrom Koroner Akut Edisi Ketiga*.
- Jarman, P. R., & Mather, H. M. (2003). Diabetes may be independent risk factor for hyperkalaemia. *BMJ*, 327(7418), 812. <https://doi.org/10.1136/bmj.327.7418.812>
- Jayani, I., & Ruffaida, F. S. (2020). *Perbedaan Kadar Glukosa Darah Sewaktu Pada Penderita ST Elevasi Miokard Infark (STEMI) Dan Non-ST Elevasi Miokard Infark (NSTEMI) Di RSUD Dr. Moewardi*. 8, 274–282.
- Johnston, S. C., Easton, J. D., Farrant, M., Barsan, W., Conwit, R. A., & Elm, J. J. (2018). Clinical research collaboration, neurological emergencies treatment trials network, and the point Investigators. clopidogrel and aspirin in acute ischemic stroke and high-risk TIA. *N Engl J Med*, 379(3), 215–225.
- Kaplan, N. M. (1991). Amlodipine in the treatment of hypertension. *Postgraduate Medical Journal*, 67, S15-9.
- Katz, R. J., Levy, W. S., Buff, L., & Wasserman, A. G. (1991). Prevention of nitrate tolerance with angiotension converting enzyme inhibitors. *Circulation*, 83(4), 1271–1277. <https://doi.org/10.1161/01.CIR.83.4.1271>
- Kroboth, P. D., Smith, R. B., Rault, R., Silver, M. R., Sorkin, M. I., Puschett, J. B., & Juhl, R. P. (1985). Effects of end-stage renal disease and aluminum hydroxide on temazepam kinetics. *Clinical Pharmacology & Therapeutics*, 37(4), 453–459.
- Kurz, S., Hink, U., Nickenig, G., Borthayre, A. B., Harrison, D. G., & Münzel, T. (1999). Evidence for a causal role of the renin-angiotensin system in nitrate

- tolerance. *Circulation*, 99(24), 3181–3187.  
<https://doi.org/10.1161/01.CIR.99.24.3181>
- Lau, W. C., & Gurbel, P. A. (2009). *The drug – drug interaction between proton pump. 180*(7), 699–700.
- Luscher, T. F., Noll, G., Sturmer, T., Huser, B., & Wenk, M. (1994). Calcium gluconate in severe verapamil intoxication. *New England Journal of Medicine*, 330(10), 718–720.
- Maltz, H. C., Balog, D. L., & Cheigh, J. S. (1999). Rhabdomyolysis associated with concomitant use of atorvastatin and cyclosporine. *Annals of Pharmacotherapy*, 33(11), 1176–1179.
- Mäntylä, R., Männistö, P. T., Vuorela, A., Sundberg, S., & Ottoila, P. (1984). Impairment of captopril bioavailability by concomitant food and antacid intake. *International Journal of Clinical Pharmacology, Therapy, and Toxicology*, 22(11), 626–629.
- Marchianti, A., Nurus Sakinah, E., & Diniyah, N. et al. (2017). Digital Repository Universitas Jember Digital Repository Universitas Jember. In *Efektifitas Penyuluhan Gizi pada Kelompok 1000 HPK dalam Meningkatkan Pengetahuan dan Sikap Kesadaran Gizi* (Vol. 3, Issue 3).
- Marcy, T. R., & Ripley, T. L. (2006). Aldosterone antagonists in the treatment of heart failure. *American Journal of Health-System Pharmacy*, 63(1), 49–58.  
<https://doi.org/10.2146/ajhp050041>
- Massie, B. M., & Teerlink, J. R. (2000). Interaction between aspirin and angiotensin-converting enzyme inhibitors: Real or imagined. *American Journal of Medicine*, 109(5), 431–433. [https://doi.org/10.1016/S0002-9343\(00\)00579-9](https://doi.org/10.1016/S0002-9343(00)00579-9)
- McLay, J. S., McMurray, J. J., Bridges, A. B., Fraser, C. G., & Struthers, A. D. (1993). Acute effects of captopril on the renal actions of furosemide in patients with chronic heart failure. *American Heart Journal*, 126(4), 879–886.  
[https://doi.org/https://doi.org/10.1016/0002-8703\(93\)90702-B](https://doi.org/https://doi.org/10.1016/0002-8703(93)90702-B)
- MERCK SHARP & DOHME. (2010). *ZOCOR ( simvastatin ) Tablets Reference ID :* 2860099 • 1–21.  
[https://www.accessdata.fda.gov/drugsatfda\\_docs/label/2010/019766s0781bl.p](https://www.accessdata.fda.gov/drugsatfda_docs/label/2010/019766s0781bl.p)

df

- MIMS Indonesia. (2022). *Ambroxol: Indication, Dosage, Side Effect, Precaution* /.  
<https://www.mims.com/indonesia/drug/info/ambroxol/?type=brief&mtype=generic>
- Muhibbah, M., Wahid, A., Agustina, R., & Illiandri, O. (2019). Karakteristik Pasien Sindrom Koroner Akut Pada Pasien Rawat Inap Ruang Tulip Di Rsud Ulin Banjarmasin. *Indonesian Journal for Health Sciences*, 3(1), 6.  
<https://doi.org/10.24269/ijhs.v3i1.1567>
- Murphy, B. F., Whitworth, J. A., & Kincaid-Smith, P. (1984). Renal insufficiency with combinations of angiotensin converting enzyme inhibitors and diuretics. *British Medical Journal (Clinical Research Ed.)*, 288(6420), 844–845.  
<https://doi.org/10.1136/bmj.288.6420.844>
- Neubauer, H., Günesdogan, B., Hanefeld, C., Spiecker, M., & Mügge, A. (2003). Lipophilic statins interfere with the inhibitory effects of clopidogrel on platelet function — a flow cytometry study. *European Heart Journal*, 24(19), 1744–1749. [https://doi.org/10.1016/S0195-668X\(03\)00442-1](https://doi.org/10.1016/S0195-668X(03)00442-1)
- Neves, S. J. F., & Marques, A. (2016). Prevalence and predictors of potential drug-food interactions among the elderly using prescription drugs. *Journal of Chemical and Pharmaceutical Research*, 8(4), 965–972.
- Onggo, I. (2015). *TERAPI ANTIPLATELET PADA SINDROM KORONER AKUT*. 13–18.
- Pacher, P., & Kecskemeti, V. (2004). Cardiovascular side effects of new antidepressants and antipsychotics: new drugs, old concerns? *Current Pharmaceutical Design*, 10(20), 2463–2475.
- Pierce, S. A., Chung, A. H., & Black, K. K. (2012). Evaluation of vitamin B12 monitoring in a veteran population on long-term, high-dose metformin therapy. *Annals of Pharmacotherapy*, 46(11), 1470–1476.
- Powers, W. J., Rabinstein, A. A., Ackerson, T., Adeoye, O. M., Bambakidis, N. C., Becker, K., Biller, J., Brown, M., Demaerschalk, B. M., Hoh, B., Jauch, E. C., Kidwell, C. S., Leslie-Mazwi, T. M., Ovbiagele, B., Scott, P. A., Sheth, K. N., Southerland, A. M., Summers, D. V, & Tirschwell, D. L. (2018). 2018 Guidelines for the Early Management of Patients With Acute Ischemic Stroke:

- A Guideline for Healthcare Professionals From the American Heart Association/American Stroke Association. *Stroke*, 49(3), e46–e99. <https://doi.org/10.1161/STR.000000000000158>
- Price, A. J., & Obeid, D. (1995). Is there a clinical interaction between low molecular weight heparin and non-steroidal analgesics after total hip replacement? *Annals of the Royal College of Surgeons of England*, 77(5), 395. <https://pubmed.ncbi.nlm.nih.gov/7486773>
- Price AJ, O. D. (1995). Is there a clinical interaction between low molecular weight heparin and non-steroidal analgesics after total hip replacement? *Human Rights Review*, 1(3), 8–11. <https://doi.org/10.1007/s12142-000-1017-8>
- Priscilla Frihastie Setyawati. (2014). *Kajian Interaksi Obat Pada Peresepan Pasien Rawat Jalan Sindrom Koroner Akut Di Rumah Sakit Panti Nugroho*. 6, 5–9.
- Puspitasari, A. W., & Angeline, L. (2019). Analisis Potensi Interaksi Obat Golongan Antidepresan pada Pasien Skizofrenia di Rumah Sakit Jiwa Dr. Soeharto Heerdjan Tahun 2016. *Pharmaceutical Sciences and Research*, 6(1), 13–20. <https://doi.org/10.7454/psr.v6i1.4196>
- Putri, W. D. (2016). *Hubungan antara penggunaan obat golongan penghambat pompa proton dan penurunan kadar magnesium darah pasien di RSUPN DR . Cipto Mangunkusumo Jakarta = Relationship between proton pump inhibitors use and lowering magnesium blood levels at RSUPN DR . Cipto . October, 2016*.
- RADACK, K. L., DECK, C. C., & BLOOMFIELD, S. S. (1987a). Ibuprofen interferes with the efficacy of antihypertensive drugs: a randomized, double-blind, placebo-controlled trial of ibuprofen compared with acetaminophen. *Annals of Internal Medicine*, 107(5), 628–635.
- RADACK, K. L., DECK, C. C., & BLOOMFIELD, S. S. (1987b). Ibuprofen Interferes with the Efficacy of Antihypertensive Drugs. *Annals of Internal Medicine*, 107(5), 628–635. <https://doi.org/10.7326/0003-4819-107-5-628>
- Rahmadi, S.Ag., M. P. I. (2011). *Pengantar Metodologi Penelitian Antasari Press Banjarmasin 2011*. [http://idr.uin-antasari.ac.id/10670/1/PENGANTAR METODOLOGI PENELITIAN.pdf](http://idr.uin-antasari.ac.id/10670/1/PENGANTAR%20METODOLOGI%20PENELITIAN.pdf)
- Rahmawati, F., Handayani, R., & Gosal, V. (2006). Kajian retrospektif interaksi



obat di Rumah Sakit Pendidikan Dr. Sardjito Yogyakarta. *Fita Rahmawati Majalah Farmasi Indonesia*, 17(4), 177–183.

Rahmiati, S., & Supadmi, W. (2010). *RSU PKU MUHAMMADIYAH YOGYAKARTA PERIODE TAHUN 2010 THE ANTIHYPERTENSIVE DRUG INTERACTION STUDIES FOR HEMODIALYSIS PATIENTS IN THE INPATIENT OF PKU MUHAMMADIYAH YOGYAKARTA HOSPITAL ON 2010 PERIOD.*

Raini, M. (2017). Antibiotik Golongan Fluorokuinolon: Manfaat dan Kerugian. *Media Penelitian Dan Pengembangan Kesehatan*, 26(3), 163–174. <https://doi.org/10.22435/mpk.v26i3.4449.163-174>

Ramadhan Effendi, M. S. (2021). Hubungan Dislipidemia Dengan Kejadian Penyakit Jantung Koroner. *Medika Hutama*, 02(02), 439–447.

Rey, E., Daoud El-Assaf, H., Richard, M. O., Weber, S., Bourdon, A., Picard, G., & Olive, G. (1983). Pharmacological interaction between nitroglycerin and aspirin after acute and chronic aspirin treatment of healthy subjects. *European Journal of Clinical Pharmacology*, 25(6), 779–782.

Rizal Dwi, N. N. (2018). Sindrom Koroner Akut. *Perhimpunan Dokter Spesialis Kardiovaskular Indonesia*, 99, 1–13.

Rogers, S. A., Gale, K. C., Newton, J. F., Dent, J. G., & Leonard, T. B. (1988). Inhibition by ranitidine of acetaminophen conjugation and its possible role in ranitidine potentiation of acetaminophen-induced hepatotoxicity. *Journal of Pharmacology and Experimental Therapeutics*, 245(3), 887–894.

Sandala, G. A., & Mongan, A. E. (2016). Gambaran kadar kalium serum pada pasien penyakit ginjal kronik stadium 5 non dialisis di Manado Kandidat Skripsi Fakultas Kedokteran Universitas Sam Ratulangi Manado merupakan hal yang sangat penting untuk neuromuskular . Transfer kalium antara Keadaan as. *Jurnal E-Biomedik (EBm)*, 4, 4–9.

Sari, O. M. (2020). Studi Penggunaan Obat Golongan Beta-Blocker Pada Pasien Rawat Inap Rumah Sakit Ansari Saleh Banjarmasin. *Jurnal Farmasi Udayana*, 9(2), 123. <https://doi.org/10.24843/jfu.2020.v09.i02.p07>

Shakoor, M. T., Ayub, S., Ahad, A., & Ayub, Z. (2014). Transient serotonin syndrome caused by concurrent use of tramadol and selective serotonin

- reuptake inhibitor. *The American Journal of Case Reports*, 15, 562.
- Sievenpiper, J. L., Arnason, J. T., Leiter, L. A., & Vuksan, V. (2003). Variable effects of American ginseng: a batch of American ginseng (*Panax quinquefolius* L.) with a depressed ginsenoside profile does not affect postprandial glycemia. *European Journal of Clinical Nutrition*, 57(2), 243–248. <https://doi.org/10.1038/sj.ejcn.1601550>
- Sinclair, A. J., Davies, I. B., & Warrington, S. J. (1990). Betaxolol and glucose-insulin relationships: studies in normal subjects taking glibenclamide or metformin. *British Journal of Clinical Pharmacology*, 30(5), 699–702. <https://doi.org/https://doi.org/10.1111/j.1365-2125.1990.tb03838.x>
- Sipe, B. E., Jones, R. J., & Bokhart, G. H. (2003). Rhabdomyolysis Causing AV Blockade Due to Possible Atorvastatin, Esomeprazole, and Clarithromycin Interaction. *Annals of Pharmacotherapy*, 37(6), 808–811. <https://doi.org/10.1345/aph.1C396>
- Somogyi, A., Stockley, C., Keal, J., Rolan, P., & Bochner, F. (1987). Reduction of metformin renal tubular secretion by cimetidine in man. *British Journal of Clinical Pharmacology*, 23(5), 545–551.
- Sone, H., Takahashi, A., & Yamada, N. (2001). Ibuprofen-Related Hypoglycemia in a Patient Receiving Sulfonylurea. *Annals of Internal Medicine*, 134(4), 344. <https://doi.org/10.7326/0003-4819-134-4-200102200-00027>
- Spahn, H., Langguth, P., Kirch, W., Mutschler, E., & Ohnhaus, E. E. (1986). Pharmacokinetics of salicylates administered with metoprolol. *Arzneimittel-Forschung*, 36(11), 1697–1699.
- Suardi, H. N., Suryawati, S., & Mulia, V. D. (2021). Interaksi obat potensial pada pasien usia lanjut. *Jurnal Kedokteran Syiah Kuala*, 21(1), 101–105. <https://doi.org/10.24815/jks.v21i1.21272>
- Sungkar, M. A. (2017). *Sindroma Koroner Akut dengan elevasi Segmen ST ST Elevation Myocard Infarct Acute Coronary Syndrome ( STEMI ACS )*. 4, 1–5.
- Takahashi, H., Ohashi, N., Motokawa, K., Sato, S., & Naito, H. (1993). Poisoning caused by the combined ingestion of nifedipine and metoprolol. *Journal of Toxicology: Clinical Toxicology*, 31(4), 631–637.
- Tiara Pramadias, A., Fadil, M., & Mulyani, H. (2016). Hubungan Faktor Risiko

- Terhadap Kejadian Sindroma Koroner Akut pada Pasien Dewasa Muda di RSUP Dr. M. Djamil Padang. *Jurnal Kesehatan Andalas*, 5(2), 330–337. <https://doi.org/10.25077/jka.v5i2.517>
- Torry, S. R. V, Panda, A. L., & Ongkowijaya, J. (2012). *Gambaran Faktor Resiko Penderita Sindrom Koroner Akut*. 1–8.
- Tran, P. O. T., Gleason, C. E., & Robertson, R. P. (2002). Inhibition of Interleukin-1 $\beta$ -Induced COX-2 and EP3 Gene Expression by Sodium Salicylate Enhances Pancreatic Islet  $\beta$ -Cell Function . *Diabetes*, 51(6), 1772–1778. <https://doi.org/10.2337/diabetes.51.6.1772>
- Tumade, B., Jim, E. L., & Joseph, V. F. F. (2016). Prevalensi Sindrom Koroner Akut Di Rsup Prof. Dr. R. D. Kandou Manado Periode 1 Januari 2014 - 31 Desember 2014. *E-CliniC*, 4(1). <https://doi.org/10.35790/ecl.4.1.2016.10959>
- Wang, Y., Wang, Y., Zhao, X., Liu, L., Wang, D., Wang, C., Wang, C., Li, H., Meng, X., & Cui, L. (2013). Clopidogrel with aspirin in acute minor stroke or transient ischemic attack. *N Engl J Med*, 369, 11–19.
- Weale, A. E., Warwick, D. J., Durant, N., & Prothero, D. (1995). Is there a clinical interaction between low molecular weight heparin and non-steroidal analgesics after total hip replacement? *Annals of the Royal College of Surgeons of England*, 77(1), 35–37. <https://pubmed.ncbi.nlm.nih.gov/7717643>
- Wiranti, S. P. (2016). *Studi Penggunaan Laksatif Pada Pasien Geriatri*. 79.
- Yang, H., Di, D., Rumah, S., Di, S., & Tasikmalaya, K. (2016). 374-Article Text-1424-1-10-20181012. 2(1), 47–52.
- Yuriawantin, Ketut Suwitr, I Gde Raka Widian, Loekma, J. S., Wayan Sudhan, Kandarini, Y., & Bagian. (2008). *PENGARUH SPIRONOLAKTON AGAI TERAPI TAMBAHAN ACE INHIBITOR DAN / ATAU ANGIOTENSIN RECEPTORS TERHADAP ALBUMINURIA PADA PENYAKIT KLINIS AKUT TERKONTROL* *Bur i a w a n t i n i t u t u w i t r a G d e R a k a W i d i a n a o d i i d h*. 175–183.
- Zahra, A. P., & Carolia, N. (2017). Obat Anti-inflamasi Non-steroid ( OAINS ): Gastroprotektif vs Kardiotoxik. *Majority*, 6, 153–158.
- Zanchetti, A., Hansson, L., Leonetti, G., Rahn, K.-H., Ruilope, L., Warnold, I., & Wedel, H. (2002). Low-dose aspirin does not interfere with the blood pressure-


lowering effects of antihypertensive therapy. *Journal of Hypertension*, 20(5).  
[https://journals.lww.com/jhypertension/Fulltext/2002/05000/Low\\_dose\\_aspirin\\_does\\_not\\_interfere\\_with\\_the\\_blood.38.aspx](https://journals.lww.com/jhypertension/Fulltext/2002/05000/Low_dose_aspirin_does_not_interfere_with_the_blood.38.aspx)

Zulkarnaini, A., & Martini, R. D. (2019). Gambaran Polifarmasi Pasien Geriatri Dibeberapa Poliklinik RSUP Dr. M. Djamil Padang. *Jurnal Kesehatan Andalas*, 8(1S), 1. <https://doi.org/10.25077/jka.v8i1s.916>

Zunaedi, Z. (2018). *aktivitas inhibitor angiotensin converting enzyme (ace) dan karakteristik sensorik bakpia berbasis tempe kacang hijau (vigna radiata l.)*.

## LAMPIRAN

### Lampiran I. Surat Izin Pengantar Penelitian Dari Universitas BTH Tasikmalaya



FAKULTAS FARMASI  
UNIVERSITAS BAKTI TUNAS HUSADA

Nomor : 0071/E-SIP/UBTH-FF/I/2022  
Lampiran : --  
Perihal : Izin Penelitian


Kepada Yth.  
Kepala Kesbangpol Kota Banjar  
di  
Tempat


Dengan Hormat,  
Sehubungan akan dilaksanakannya Tugas Akhir sebagai salah satu syarat kelulusan bagi mahasiswa Prodi S1 Farmasi Fakultas Farmasi Universitas Bakti Tunas Husada, maka dengan ini kami mohon berkenan Bapak/Ibu untuk memberikan izin kepada mahasiswa kami :

Nama : Mochamad Doni Permana  
NIM : 31118086

"Untuk melakukan penelitian tentang gambaran interaksi obat potensial pada pasien SKA (Sindrom Koroner Akut) di RSUD Kota Banjar".

Demikian surat ini dibuat, atas bantuan dan kerjasamanya kami ucapkan terima kasih.

Tasikmalaya, 26 Januari 2022  
Dekan Fakultas Farmasi  
Universitas BTH,  
  
Dr. Ruswanto, M.Si.  
NID. 880080  
UNIVERSITAS  
BAKTI TUNAS HUSADA



Be-U

JL. Letjen Mashudi No. 20  
Kota Tasikmalaya - Jawa Barat 46196  
JL. Cilolohan No. 36  
Kota Tasikmalaya - Jawa Barat 46115  
Telp. (0265) 334740 | Fax. (0265) 327224

universitas-bth.ac.id | mail@universitas-bth.ac.id

Lampiran II. Surat Izin Penelitian Dari Rumah Sakit



PEMERINTAH KOTA BANJAR  
**BADAN LAYANAN UMUM DAERAH  
RUMAH SAKIT UMUM**

Jl. Rumah Sakit No.5, Telp. (0265) 741 032 Fax. (0265) 744730 Kode Pos 46322 - Kota Banjar  
WEBSITE : [rsud.banjarkota.go.id](http://rsud.banjarkota.go.id)  
E-mail : [rsubanjarjabar@gmail.com](mailto:rsubanjarjabar@gmail.com) / online : [rsu\\_kotabanjar@yahoo.co.id](mailto:rsu_kotabanjar@yahoo.co.id)

Banjar, 10 Januari 2022

Nomor : B/1429/1800/RSU-BJR/II/2022  
Perihal : Ijin Penelitian

Kepada Yth : Dekan Fakultas Farmasi  
Universitas BTH  
Di  
Tempat

Dengan Hormat  
Memperhatikan Surat dari Universitas Bakti Tunas Husada Fakultas Farmasi  
Tasikmalaya, Nomor: 0074/E-SIP/UBTH-FF/I/2022, Tanggal 26 Januari 2022  
perihal Permohonan Ijin Penelitian ; untuk memenuhi tugas akhir sebagai salah satu  
syarat kelulusan mahasiswa Prodi S1 Farmasi, Fakultas Farmasi Universitas Bakti  
Tunas Husada Tasikmalaya Yang akan di laksanakan oleh :

Nama : Mochamad Doni Permana  
NIM : 31118086  
Tujuan : "Untuk melakukan penelitian tentang gambaran interaksi  
obat potensial pada pasien SKA (Sindrom Koroner Akut) di Rumah Sakit Umum Kota  
Banjar"

Untuk hal tersebut di atas maka kami dari BLUD Rumah Sakit Umum Kota Banjar  
Pada dasarnya tidak keberatan selama dapat mengikuti aturan yang telah di tentukan.  
Demikian kami sampaikan, atas perhatian dan kerjasamanya kami sampaikan  
terimakasih.

Hormat Kami  
Ka.sie. Diklit  
RSU KOTA BANJAR



**H. Muztati, Sri Handani, SP.M.Kes**  
NIP. 19640501 198503 2 010

**TELEPON LANGSUNG :**

Direktur : 744730, Gawat Darurat : 744242, Ruang Dahlia : 744651, Ruang Teratai II : 744564, Ruang Wijayakusumah : 744274  
Ruang Teratai I : 742985, Ruang Haemodialisa : 743324, Ruang Tulip : 744057, Ruang VIP Bougenvile : 745346, Instalasi Gizi :  
745040, Ruang Flamboyan : 742381, Keuangan : 74181, Ruang ICU : 744572, Ruang Tanjung : 2732548, Inst.Farmasi : 745967

## Lampiran III. Surat Izin Kode Etik Penelitian



KOMITE ETIK PENELITIAN KESEHATAN  
*HEALTH RESEARCH ETHICS COMMITTEE*  
UNIVERSITAS BAKTI TUNAS HUSADA

**KETERANGAN LAIK ETIK**  
*DESCRIPTION OF ETHICAL EXEMPTION*  
"ETHICAL EXEMPTION"

No.051/ec.01/kepk-bth/V/2022

Protokol penelitian yang diusulkan oleh :  
*The research protocol proposed by*

Peneliti utama : Mochamad Doni Permana  
*Principal In Investigator*  
Nama Institusi : Universitas Bakti Tunas Husada  
*Dengan judul* :  
*Title*

**“Gambaran Interaksi Obat Potensial Pada Pasien Sindrom Koroner Akut di RSUD Kota Banjar”**

Dinyatakan layak etik sesuai 7 (tujuh) Standar WHO 2011, yaitu 1) Nilai Sosial, 2) Nilai Ilmiah, 3) Pemerataan Beban dan Manfaat, 4) Risiko, 5) Bujukan/Eksploitasi, 6) Kerahasiaan dan Privacy, dan 7) Persetujuan Setelah Penjelasan, yang merujuk pada Pedoman CIOMS 2016. Hal ini seperti yang ditunjukkan oleh terpenuhinya indikator setiap standar.

*Declared to be ethically appropriate in accordance to 7 (seven) WHO 2011 Standards, 1) Social Values, 2) Scientific Values, 3) Equitable Assessment and Benefits, 4) Risks, 5) Persuasion/Exploitation, 6) Confidentiality and Privacy, and 7) Informed Consent, referring to the 2016 CIOMS Guidelines. This is as indicated by the fulfillment of the indicators of each standard.*

Pernyataan laik etik ini berlaku selama kurun waktu tanggal 17 Mei 2022 sampai dengan tanggal 17 Mei 2023.  
*This declaration of ethics applies during the period May 17, 2022 until May 17, 2023.*



## LAMPIRAN IV

Lampiran IV. Data Diagnosis dan Data Klinik Pasien Sindrom Koroner Akut  
Instalasi Rawat Inap di RSUD Kota Banjar Tahun 2021

Data Pasien							
No	No RM	Jenis Kelamin	Usia	Diagnosis	Tanggal Masuk	Tanggal Keluar	Data Klinik
1	440xxx	P	49	Stemi Dm Tipe 2 Gagal Ginjal Akut	21/04/20  21	22/04/20  21	TD : 93/61 mmHg CKMB : 15 Kreatinin : 3.8 Ureum : 70 Glukosa darah puasa : 117 Kreatinin clearance : 13 Troponin : 1 5.76
2	447xxx	L	59	Stemi Hipertensi	16/11/20  21	19/11/20  21	TD : 145/100 mmHg Leukosit : 17,5 Glukosa cyto : 150 Ureum darah : 27,6 Kreatinin : 1,47 Troponin : 0,32
3	448xxx	L	53	Stemi DM Tipe 2	14/12/20  21	15/12/20  21	TD : 115/75 mmHg Gula darah 2 jam PP : 163 Trigliserida : 409 Kolestrol : 213 CKMB : 48 Glukosa gula darah puasa : 133
4	252xxx	P	36	Nstemi Dislipidemia Hipertensi	21/01/20  21	27/01/20  21	TD : 150/100 mmHg CKMB : 27 LDL kolestrol : 155



(Lanjutan)

---

5	300xxx	L	64	Angina Pektoris Tidak Stabil Hipertensi	11/11/20 21	13/11/20 21	TD : 133/90 mmHg Hasil kateter jantung CAD 3 up minor
6	437xxx	L	39	Stemi	21/01/20 21	22/01/20 21	TD : 120/80 mmHg CKMB : 1051 Glukosa darah 2 jam PP : 234 Trigliserida : 203 Glukosa darah puasa : 196
7	434xxx	L	49	Stemi Dm Tipe 2	01/10/20 21	02/10/20 21	TD : 120/80 mmHg Glukosa darah 2 jam PP : 217 Trigliserida : 161 Glukosa darah puasa : 189
8	159xxx	P	48	Angina Pektoris Tidak Stabil	07/09/20 21	10/09/20 21	TD : 130/90 mmHg Diastolic disfungsi Probable PH aprociate CAD w/r E
9	178xxx	L	66	Stemi	07/10/20 21	07/10/20 21	TD : 130/90 mmHg Leukkosit : 14,1 Netrofil : 85
10	439xxx	L	53	Stemi Hematokrit	20/03/20 21	26/03/20 21	TD : 70/100 mmHg CKMB : 238 Netrofil : 86
11	429xxx	L	45	Angina Pektoris Tidak Stabil Dislipidemia	22/07/20 21	24/07/20 21	TD : 130/80 mmHg Trigliserida : 258 Kolestrol : 209

---

(Lanjutan)

---

12	277xxx	L	60	Angina Pektoris Tidak Stabil Dm Tipe 2 Hematokrit Hipertensi	17/06/20 21	19/06/20 21	TD : 162/89 mmHg Hemoglobin : 11,5 MCU : 75 MCH : 2 CKBM : 12 Glukosa : 207
13	426xxx	L	81	Stemi	30/09/20 21	30/09/20 21	TD : 120/80 mmHg Hemoglobin : 10,6 Leukosit : 11 Kreatinin clearance : 32 CKMB : 315 Kretainin : 2,1
14	430xxx	P	67	Angina Pektoris Tidak Stabil Hipertensi	13/06/20 21	16/06/20 21	TD : 135/90 mmHg Hemoglobin : 11,4 Netrofil : 80 Kreatinin : 1,7
15	433xxx	L	62	Stemi Asma	16/09/20 21	19/09/20 21	TD : 120/80 mmHg Kreatinin : 1,6 Kcr : 47 Glukosa darah : 164
16	440xxx	P	53	Angina Pektoris Tidak Stabil DM Tipe 2	27/04/20 21	29/04/20 21	TD : 110/80 mmHg CKMB : 7 Ureum : 14 Gula darah sewaktu : 174
17	158xxx	L	38	Angina Pektoris Tidak Stabil	01/11/20 21	02/11/20 21	TD : 120/70 mmHg Kreatinin : 1,6 EKG positif Angina Pektoris Tidak Stabil

---

(Lanjutan)

---

18	398xxx	L	62	Angina Pektoris Tidak Stabil	01/12/20 21	02/12/20 21	TD : 170/80 mmHg Kalium : 3,2 Monosit : 13 EKG positif Angina Pektoris Tidak Stabil
19	203xxx	P	62	Stemi	22/11/20 21	26/11/20 21	TD : 130/90 mmHg CKMB : 162
20	438xxx	L	69	Stemi Hepatitis A Hipertensi	08/02/20 21	09/02/20 21	TD : 168/85 mmHg CKMB : 132 Postprimary PCI ai. Stemi Anterior
21	436xxx	L	39	Angina Pektoris Tidak Stbail Dislipidemia	20/06/20 21	22/06/20 21	TD : 130/80 mmHg Trigliserida : 258 Kolestrol : 209
22	439xxx	L	45	Nstemi	21/03/20 21	23/03/20 21	TD : 110/80 mmHg Hasil EKG : Nstemi Clorida : 107
23	441xxx	p	69	Stemi Hipertensi	11/06/20 21	14/06/20 21	TD : 151/103 mmHg Hasil EKG : Stemi CKMB : 132 Kreatin : 1.3 Glukosa darah sewaktu 154
24	439xxx	L	55	Nstemi Dislipidemia Dm tipe 2 Hipertensi	23/03/20 21	25/03/20 21	TD : 150/80 mmHg Gula darah sewaktu : 205 LDL kolestrol : 152

---

(Lanjutan)

---

25	439xxx	L	45	Angina Pektoris Tidak Stabil	25/10/20 21	27/10/20 21	TD : 130/80 mmHg Hasil EKG : Angina Pektoris Tidak Stabil Trigliserida : 232
26	443xxx	L	61	Stemi Hepatitis A Gout	04/08/20 21	05/08/20 21	TD : 128/70 mmHg Hemoglobin : 11,6 Leukosit : 15.9 SGOT : 416 SGPT : 97 Asam Urat : 8,9 Kreatini clearance : 31 CKMB : 61
27	435xxx	L	63	Angina Pektoris Tidak Stabil Hepatitis A	31/08/20 21	06/09/20 21	TD : 119/74 mmHg SGOT : 983 SGPT : 933 Asam Urat : 9.3 Hepatitis A positif Glukosa darah sewaktu : 222 Leukosit : 18,5
28	443xxx	P	73	Stemi Gout Hipertensi	14/07/20 21	19/07/20 21	TD : 138/105 mmHg Kolestol : 220 SGOT : 66 Asam Urat : 6.8 Kreatinin : 1.3 Gula darah sewaktu : 192

---

(Lanjutan)

---

29	376xxx	L	55	Angina Pektoris Tidak Stabil Dm tipe 2	21/12/20 21	23/12/20 21	TD : 119/74 mmHg Kolestrol LDL : 145 Trigliserida : 176 Kolestrol : 214 Gula darah puasa : 29 Kreatinin : 1.8 Ureum : 75 Kreatin clearance : 42 Gula darah sewaktu : 542
30	386xxx	P	60	Stemi Hipertensi	12/03/20 21	16/03/20 21	TD : 150/90 mmHg Trigliserida : 234 CKMB : 36
31	018xxx	L	48	Stemi Dislipidemia	15/10/20 21	16/10/20 21	TD : 109/66 mmHg Kolestrol LDL : 153 Glukosa darah 2 jam pp : 251 Kolestrol : 207 Glukosa darah puasa : 152
32	308xxx	L	53	Angina pektoris tidak stabil DM tipe 2 Dislipidemia	11/08/20 21	13/08/20 21	TD : 120/80 mmHg Gula darah sewaktu : 226 Kolestrol : 212 Kolestrol LDL: 153 Gula darah : 247
33	397xxx	P	63	Angina Pektoris Tidak Stabil	01/12/20 21	03/12/20 21	TD : 110/70 mmHg Hemoglobin : 9.9

---

(Lanjutan)

---

34	339xxx	P	66	Angina pektoris tidak stabil	18/08/20 21	20/08/20 21	TD : 110/80 mmHg Hasil EKG : Unstable angina pektoris
35	444xxx	P	64	Stemi DM tipe 2 Hipertensi	21/08/20 21	28/08/20 21	TD : 165/101 mmHg Glukosa darah puasa: 157 Leukosit : 15.2 Netrofil : 81 Glukosa darah sewaktu : 472
36	287xxx	L	68	Angina Pektoris Tidak Stabil	06/10/20 21	08/10/20 21	TD : 110/70 mmHg Hasil EKG : Unstable angina pektoris
37	445xxx	P	73	Stemi Dm tipe 2	16/09/20 21	17/09/20 21	TD : 140/90 mmHg Glukosa sewaktu : 317
38	419xxx	P	61	Stemi	15/01/20 21	20/01/20 21	TD : 140/80 mmHg Hemoglobin : 9.85 Leukosit : 3.9 Trombosit : 135 Limfosit : 24 Kreatinin : 1.7 Ureum : 110 Kreatinin clereance : 33
39	437xxx	L	55	Angina Pektoris Tidak Stabil	30/03/20 21	01/04/20 21	TD : 120/75 mmHg Hasill ekg : unstable angina pektoris

---

(Lanjutan)

---

40	182xxx	P	61	Angina Pektoris Tidak Stabil Hipertensi Hiper Trigliserida	21/12/20 21	23/12/20 21	TD : 146/88 mmHg Kolestrol total : 211 Kolestrol LDL : 143 Hasil EKG : Angina Pektoris Tidak Stabil
41	447xxx	P	68	Angina Pektoris Tidak Stabil Dm tipe 2 Hiperkolestr olimia Hipertensi	23/11/20 21	25/11/20 21	TD : 171/107 mmHg Kolestrol LDL : 213 Kolestrol : 299 Glukosa darah puasa : 136 Hasil EKG : Angina Pektoris Tidak Stabil
42	445xxx	P	63	Stemi Elektrolit Tidak Stabil	05/02/20 21	09/02/20 21	TD : 120/80 mmHg CKMB : 40 Kalium : 2.9
43	423xxx	L	46	Stemi	17/03/20 21	19/03/20 21	TD : 130/80 mmHg CKMB : 36
44	291xxx	P	71	Angina Pektoris Tidak Stabil Supraventrik ular Takikardia DM tipe 2	15/05/20 21	17/05/20 21	TD : 130/70 mmHg Gula darah sewaktu : 175 EKG : Angina Pektoris Tidak Stabil
45	149xxx	L	73	Stemi Gagal Jantung Kongesif	13/03/20 21	16/03/20 21	TD : 120/80 mmHg Kreatinin : 1.7

---

(Lanjutan)

---

46	423xxx	L	57	Angina Pektoris Tidak Stabil	23/02/20 21	25/02/20 21	TD : 110/70 mmHg Hasil EKG : Angina Pektrois Tidak Stabil
47	448xxx	L	47	Stemi Dm Tipe 2 Hipertensi	14/12/20 21	15/12/20 21	TD : 138/76 mmHg Glukosa darah 2 jam PP : 191mg CKMB : 395 Glukosa darah puasa : 179
48	448xxx	L	41	Stemi	15/12/20 21	17/12/20 21	TD : 100/90 mmHg Trigliserida : 207 Leukosit : 14,9 CKMB : 55
49	448xxx	L	63	Stemi Dm tipe 2 Gagal Jantung Kongesif	30/11/20 21	01/12/20 21	TD : 150/80mmHg Trigliserida: 231 CKMB : 96 SGOT : 103 Glukosa darah puasa : 315
50	444xxx	P	57	Stemi Gagal Jantung Kongesif DM tipe 2 Dislipidemia	29/10/20 21	05/11/20 21	TD : 130/90 mmHg Leukosit : 15,2 Ureum : 120

---



Lampiran V. Data Penggunaan Obat Pasien Sindrom Koroner Akut Instalasi  
Rawat Inap di RSUD Kota Banjar Tahun 2021

No	No RM	Data Penggunaan Obat	
		Sindrom Koroner Akut	Selain Sindrom Koroner Akut
1	440xxx	Aspilet	NaCl
		Clopidogrel	Ondansetron
		Simvastatin	Sukralfat
		Morfin	Laxadin (Phenolphtalein, Paraffin Liquidum, dan Glycerin)
2	447xxx	Aspilet	Spirololakton
		Clopidogrel	KSR
		Atrovastatin	
		Nitrocap (Nitroglisirin)	
		Simvastatin	
		Lovenox	
3	448xxx	Furosemid	
		Aspilet	KSR
		Clopidogrel	
		ISDN	
		Simvastatin	
		Amlodipin	
		Lovenox	
		Ramipril	
Lasix (Furosemide)			
4	252xxx	Aspilet	Laxadin (Phenolphtalein, Paraffin Liquidum, dan Glycerin)
		Clopidogrel	
		ISDN	
		Atrovastatin	
5	300xxx	Lovenox	
		Aspilet	
		ISDN	
6	437xxx	Ramipril	
		Aspilet	Alprazolam
		Clopidogrel	Antasid (aluminium/magnesium hydroxide)
		ISDN	
		Atrovastatin	

(Lanjutan)

---

7	434xxx	Aspilet Clopidogrel ISDN Atrovastatin	Glimepirid Acarbose
8	159xxx	Aspilet Clopidogrel ISDN Atrovastatin Lovenox Ramipril	Paracetamol
9	178xxx	Aspilet Clopidogrel Furosemid Lovenox Atrovastatin	Levofloxacin Lansoprazol Diazepam
10	439xxx	Aspilet Clopidogrel ISDN Lovenox Atrovastatin Ramipril Nitrocap (Nitroglisirin)	Laxadin (Phenolphthalein, Paraffin Liquidum, dan Glycerin)
11	429xxx	Aspilet Clopidogrel ISDN Atrovastatin Aptor (Asam asetil salisilat)	
12	277xxx	Aspilet Clopidogrel ISDN Lovenox Atrovastatin Ramipril	Glimepirid Acarbose

---

(Lanjutan)

---

13	426xxx	Aspilet Clopidogrel Lovenox Atrovastatin	Norefrinefrin Diazepam
14	430xxx	Aspilet Clopidogrel ISDN Simvastatin Ramipril Atenolol	
15	433xxx	Aspilet Clopidogrel ISDN Lovenox Atrovastatin	Laxadin (Phenolphtalein, Paraffin Liquidum, dan Glycerin)
16	440xxx	ISDN Nitrocap (Nitroglisirin) Clopidogrel Lisinopril Bisoprolol Suvesco (Resorvastatin) Aptor (asam asetil salisilat)	Lansoprazol
17	158xxx	Aspilet Clopidogrel ISDN Bisoprolol Simvastatin Candesartan	Alprazolam Paracetamol Hidroklorotiazid
18	398xxx	Aspilet Clopidogrel ISDN Nitroglisirin Nitrocap (Nitroglisirin) Simvastatin	Irbesartan

---

(Lanjutan)

---

19	203xxx	Aspilet Clopidstogrel Ramipril Atrovastatin	Diazepam
20	438xxx	Aspilet Clopidogrel ISDN Lovanox Atrovastatin	Ondansetron Antasid (Alumunium Hydroxide/Magnesium Hydroxide) Lansoprazole Alprazolam
21	436xxx	Aspilet Clopidogrel ISDN Irbesartan Atrovastatin	
22	439xxx	Aspilet ISDN Amlodipin Morfin sulfat Valsatran Angitris Aptor (Asam asetil salisilat)	
23	441xxx	Aspilet Clopidogrel ISDN Drip heparin Atrovastatin	Ringer Laktat Alprazolam Laxadin (Phenolphtalein, Paraffin Liquidum, dan Glycerin)
24	439xxx	Aspilet Clopidogrel Captopril Atrovastatin Nitrocap (nitroglisirin) Lovenox Concor (Bisoprolol) Miozidine	Paracetamol Metformin Lansoprazol Lactulosa Alprazolam

---

(Lanjutan)

---

25	439xxx	Aspilet Clopidogrel ISDN Atrovastatin Bisoprolol Miniaspi (Asam asetil salisilat)	Glimepirid
26	443xxx	Aspilet Clopidogrel ISDN Simvastatin Heparin	Ringer Laktat Furosemide Dobutamin Alprazolam Seftriakson Laxadin (Phenolphtalein, Paraffin Liquidum, dan Glycerin)
27	435xxx	Aspilet Clopidogrel Concor (Bisoprolol)	Ceftriaksone Curcuma force Omeprazole
28	443xxx	Aspilet Clopidogrel ISDN Atrovastatin Heparin	Curcuma force Laxadin sirup (Phenolphtalein, Paraffin Liquidum, dan Glycerin)
29	376xxx	Cpg Bisoprolol Ramipril Aptor (Asam asetil salisilat)	Spironolacton Metformin
30	386xxx	Clopidogrel Aspilet Atrovastatin	Ringer laktat Lansoprazol Spironolakton Laxadin sirup (Phenolphtalein, Paraffin Liquidum, dan Glycerin)
31	018xxx	Aspilet Clopidogrel ISDN Atrovastatin Lovenox	Alprazolam

---

(Lanjutan)

---

32	308xxx	Aspilet	Hidroklorotiazid
		Clopidogrel	Glimepiride
		ISDN	Metformin
		Nitrocap (Nitroglycerin) Atrovastatin	Ibesartan
33	397xxx	Clopidogrel	Spironolakton
		Aspilet	
		Bisoprolol	
34	339xxx	Clopidogrel	Spironolacton
		Amlodipin	Ibersartan
		Bisoprolol	
35	444xxx	Aspilet	Metformin
		Clopidogrel	
		Cptropil	
		ISDN	
		Simvastatin	
		Lovenox	
		Atrovastatin	
36	287xxx	Aspilet	
		ISDN	
		Bisoprolol	
		Nitrocap (nitroglisirin) Simvastatin	
37	445xxx	Aspilet	Glimepirid
		Clopidogrel	
		ISDN	
		Lovenox	
		Simvastatin	
38	419xxx	Aspilet	Ringer laktat
			Furosemide
			KSR (kalium klorida)
			Lansoprazol
39	437xxx	Aspilet	Sucralfat
		Clopidogrel	Alprazolam
		ISDN	
		Atrovastatin	

---

(Lanjutan)

---

40	182xxx	Aspilet	Hidroklorotiazid
		Clopidogrel	Alprazolam
		Amlodipin	Paracetamol
		Candesartan	
41	447xxx	Aspilet	Furosemide
		Clopidogrel	Glimepiride
		ISDN	Metformin
		Bisoprolol	
		Nitrocap (Nitroglisirin)	
		Candesartan	
42	445xxx	Aspilet	Paracetamol
		Clopidogrel	Ranitidin
		Diviti (Fondaparinux NA)	Ondasetron
		Simvastatin	Ringer Laktat
43	423xxx	Aspilet	Lansoprazol
		Clopidogrel	Alprazolam
		ISDN	
		Astrovastatin	
		Ramipril	
44	291xxx	Aspilet	Paracetamol
		Bisoprolol	Metformin
			Ringer laktat
			Ranitidine
			Ondasetron
45	149xxx	Aspilet	Lansoprazol
		Clopidogrel	Antacid (Aluminium/Magnesium hidroksida)
		Amlodipine	Sohobion (Thiamine, pyridoxine, cyanocobalamine)
			Bicnat (Natrium bikarbonat)
			Kalk (Kalsium laktat)
			Ranitidin
			Ringer laktat
			Furosemide
			KSR

---

(Lanjutan)

---

46	423xxx	Aspilet Clopidogrel Nitrocap (Nitroglicerin) Miniaspi (Asam asetil salisilat)	Lansoprazol
47	448xxx	Aspilet Clopidogrel Drip NTG (glyceril trinitrate) Morfin	Lansoprazol Ondanstron Ambroxol Antasid (Aluminium/Magnesium hidroksida)
48	448xxx	Aspilet Clopidogrel ISDN Simvastatin	
49	448xxx	Aspilet Clopidogrel Simvastatin Rampril	
50	444xxx	Aspilet Clopidogrel	GG ( guaifenesin) Ctm (Chlorpheniramine) Lansoprazol

---



Lampiran VI. Interaksi Obat Berdasarkan Tingkat Keparahan

**1. Interaksi Obat Mayor**

<b>Interaksi Obat Mayor</b>				
<b>No</b>	<b>Interaksi Obat</b>	<b>Jenis Interaksi Obat</b>	<b>Fase Interaksi Obat</b>	<b>Jumlah Interaksi Obat</b>
1	Enoxaparin + Clopidogrel	Farmakodinamik	Sinergis	14
2	Aspirin + Enoxaparin	Farmakodinamik	Antagonis	14
3	Morfine + Simvastatin	Farmakokinetik	Absorbsi	1
4	Amlodipine + Simvastatin	Farmakokinetik	Metabolisme	1
5	Omeprazole + Clopidogrel	Farmakokinetik	Metabolisme	1
6	Spironolakton + Ramipril	Farmakodinamik	Sinergis	1
7	Spironolakton + Irbesartan	Farmakodinamik	Sinergis	1
8	Aspirin + Fondaparinux	Farmakodinamik	Antagonis	1
9	Fondaparinux + Clopidogrel	Farmakodinamik	Sinergis	1

**2. Interaksi Obat Moderate**

<b>Interaksi Obat Moderate</b>				
<b>No</b>	<b>Interaksi Obat</b>	<b>Jenis Interaksi Obat</b>	<b>Fase Interaksi Obat</b>	<b>Jumlah Interaksi Obat</b>
1	Aspirin + Clopidogrel	Farmakodinamik/ Farmakokinetik	Sinergis/Ekresi	44
2	Atorvastatin + Clopidogrel	Farmakokinetik	Metabolisme	24
3	Lansoprazole + Clopidogrel	Farmakokinetik	Metabolisme	10
4	Aspirin + Ramipril	Farmakodinamik	Antagonis	10
5	Aspirin + Magnesium Oksida	Farmakokinetik	Absorbsi	8
6	Ramipril + ISDN	Farmakodinamik	Sinergis	7
7	Alprazolam + ISDN	Farmakodinamik	Aditif	8
8	Aspirin + Glimepiride	Farmakodinamik	Sinergis	5
9	Lansoprazole + Atorvastatin	Farmakokinetik	Absorbsi	5
10	Aspirin +Alumunium Hidroksida	Farmakokinetik	Absorbsi	4
11	Ramipril + Enoxaparin	Farmakodinamik	Sinergis	4

(Lanjutan)

12	Aspirin + Magnesium Hidroksida	Farmakokinetik	Absorbsi	4
13	Furosemide + Lansoprazole	Farmakokinetik	Absorbsi	3
14	Aspirin + Candesartan	Farmakodinamik	Antagonis	3
15	Aspirin + Heparin	Farmakodinamik	Sinergis	3
16	Spironolatron + Bisoprolol	Farmakodinamik	Sinergis	3
17	Aspirin + Amlodipine	Farmakodinamik	Sinergis	4
18	Ondasetron + Magnesium Hidroksida	Farmakodinamik	Sinergis	2
19	Captopril + Enoxaparin	Farmakodinamik	Sinergis	2
20	Bisoprolol + Glimepiride	Farmakodinamik	Tidak diketahui	2
21	Morfin + Clopidogrel	Farmakokinetik	Absorbsi	2
22	Alprazolam + Hidroklorotiazid	Farmakodinamik	Sinergis	2
23	Simvastatin + Atorvastatin	Farmakodinamik	Sinergis	2
24	Alprazolam + Bisoprolol	Farmakodinamik	Sinergis	2
25	Alprazolam + Candesartan	Farmakodinamik	Sinergis	2
26	Aspirin + Irbesartan	Farmakokinetik	Absorbsi	2
27	Metformin + Glimepiride	Farmakodinamik	Aditif	2
28	Captopril + Metformin	Tidak diketahui	Tidak diketahui	2
29	Spironolakton + Enoxaparin	Farmakodinamik	Sinergis	1
30	Furosemide + Ramipril	Farmakodinamik	Sinergis	1
31	Furosemide + Diazepam	Farmakodinamik	Sinergis	1
32	Aspirin + Levofloxacin	Tidak diketahui	Tidak diketahui	1
33	Nitrogliserin + Ramipril	Farmakodinamik	Sinergis	1
34	Gliserin + Ramipril	Farmakodinamik	Antagonis	1
35	Ramipril + Glimepiride	Farmakodinamik	Sinergis	1
36	Aspirin + Lisinopril	Farmakodinamik	Sinergis	1
37	ISDN + Lisinopril	Farmakodinamik	Antagonis	1
38	Nitrogliserin + Lisinopril	Farmakodinamik	Sinergis	1
39	Hidroklorotiazid + Bisoprolol	Farmakodinamik	Aditif	1
40	Diazepam + Ramipril	Farmakodinamik	Sinergis	1
41	ISDN + Morfin	Farmakodinamik	Sinergis	1
42	Morfin + Amlodipine	Farmakodinamik	Sinergis	1

(Lanjutan)

43	Aspirin + Valsatran	Farmakodinamik	Antagonis	1
44	Morfin + Valsartan	Farmakodinamik	Aditif	1
45	Captopril + Alprazolam	Farmakodinamik	Sinergis	1
46	Captopril + Aspirin	Farmakodinamik	Antagonis	2
47	Captopril + Nitroglisirin	Farmakodinamik	Sinergis	1
48	Alprazolam + Nitroglisirin	Farmakodinamik	Sinergis	1
49	Ceftriaxone + Furosemide	Tidak diketahui	Tidak diketahui	1
50	Furosemide + Alprazolam	Farmakodinamik	Sinergis	1
51	Furosemide + Gliserin	Farmakodinamik	Sinergis	1
52	Furosemide + Phenolftalein	Farmakodinamik	Sinergis	1
53	Spirolakton + Metformin	Farmakodinamik	Antagonis	1
54	Ramipril + Metformin	Tidak diketahui	Tidak diketahui	1
55	Spirolakton + Gliserin	Farmakodinamik	Sinergis	1
56	Spirolakton + Phenolftalein	Farmakodinamik	Sinergis	1
57	Hidroklorotiazid + Metformin	Farmakodinamik	Antagonis	1
58	Hydroklorotiazid + Glimepiride	Farmakodinamik	Antagonis	1
59	Aspirin + Irbesartan	Farmakokinetik	Absorpsi	1
60	Amlodipine + Bisoprolol	Farmakodinamik	Sinergis	1
61	Captopril + ISDN	Farmakodinamik	Sinergis	1
62	Furosemide + Bisoprolol	Farmakodinamik	Sinergis	1
63	Furosemide + Metformin	Farmakodinamik	Antagonis	1
64	Furosemide + Glimepiride	Farmakodinamik	Antagonis	1
65	Alprazolam + Ramipril	Farmakodinamik	Sinergis	1
66	Ranitidine + Metformin	Tidak diketahui	Tidak diketahui	1
67	Aspirin + Natrium bikarbonat	Farmakokinetik	Absorpsi	1
68	Furosemide + Magnesium hidroksida	Farmakodinamik	Sinergis	1
69	Amlodipine +Kalsium laktat	Farmakodinamik	Antagonis	1
70	Morfin + Ondasetron	Farmakodinamik	Sinergis	1

### 3. Interaksi Obat Minor

---

**Interaksi Obat Minor**

---

<b>No</b>	<b>Interaksi Obat</b>	<b>Jenis Interaksi Obat</b>	<b>Fase Interaksi Obat</b>	<b>Jumlah Interaksi Obat</b>
1	Aspirin + Lansoprazole	Farmakodinamik	Antagonis	11
2	Aspirin + Bisoprolol	Farmakodinamik	Antagonis	10
3	Aspirin + Furosemide	Farmakodinamik	Antagonis	7
4	Glimepiride + Clopidogrel	Farmakokinetik	Metabolisme	6
5	Aspirin + Spironolakton	Farmakodinamik	Antagonis	4
6	Clopidogrel + Heparin	Farmakodinamik	Sinergis	3
7	Alprazolam + Alumunium Hidroksida	Tidak Diketahui	Tidak Diketahui	2
8	Alprazolam + Magnesium Hidroksida	Tidak Diketahui	Tidak Diketahui	2
9	Alumunium Hidroksida + Atorvastatin	Tidak Diketahui	Tidak Diketahui	2
10	Magnesium Hidroksida + Atorvastatin	Tidak Diketahui	Tidak Diketahui	2
11	Alprazolam + Magnesium oksida	Tidak Diketahui	Tidak Diketahui	2
12	Ranitidine + Acetaminophen	Farmakodinamik	Sinergis	2
13	Amlodipine + Ramipril	Farmakodinamik	Aditif	1
14	Ramipril + Magnesium Oksida	Farmakokinetik	Absorpsi	1
15	Atenolol + Aspirin	Farmakodinamik	Antagonis	1
16	Aspirin + Nitroglicerol	Farmakodinamik	Sinergis	9
17	Ceftriaxone + Heparin	Farmakodinamik	Sinergis	1
18	Aspirin + Omeprazole	Farmakodinamik	Antagonis	1
19	Hidroklorotiazid + Amlodipine	Farmakodinamik	Aditif	1
20	Ranitidine + Cyanocobalamine	Farmakodinamik	Antagonis	1
21	Ranitidine + Natrium Bikarbonat	Tidak Diketahui	Tidak Diketahui	1
22	Ranitidine + Alumunium Hidroksida	Tidak Diketahui	Tidak Diketahui	1
23	Ranitidine + Magnesium Hidroksida	Tidak Diketahui	Tidak Diketahui	1

---